




P2 STATISTICS GUIDE

For Agency Partners

LANDING PAGE

The landing page is basically the same. Your **Agency Reference** number and your **User Name** are the same. Your password will not change. If you need to change your password, please reach out to your Agency Services representative and they can change it for you.




The image shows a login form for the Central Pennsylvania Food Bank. At the top, there is a logo featuring a red apple and a black silhouette of a person's head. The text reads "CENTRAL PENNSYLVANIA FOOD BANK" in large, bold letters, with "No One Should Be Hungry" underneath. To the right of the main logo, it says "MEMBER OF FEEDING AMERICA" and "MEMBER OF FEEDING PENNSYLVANIA". Below the logo, there are three input fields: "Agency Reference", "User Name", and "Password". At the bottom left, there are two buttons: a green "Login" button and a grey "Reset" button. At the bottom center, there is a blue link that says "Forgot password?".

TO ENTER STATISTICS

Your monthly statistics are due by the 5th of each month for the preceding month. For example, if you're entering your stats on August 5th, you should be reporting your final July numbers. Failure to report these statistics may impact your compliance with our network standards and your ability to place orders.

Click the 'Statistics' tab.



The following page will appear. Click on the green box in the upper right-hand corner that says, "+ Add New Agency Statistics".

** Statistics can be edited throughout the day of the original submission date **

Active Inactive Export Data + Add New Agency Statistics

	Period Type	Collection Period	Effective Date	Comment	Submitted On	Group
View	Monthly	December 2023	12/31/2023	Submitted by Agency via Primarius Web Window at 01...	01/08/2024 09:44 AM	Original
View	Monthly	October 2023	10/31/2023	Submitted by Agency via Primarius Web Window at 11...	10/31/2023 12:00 AM	Original
View	Monthly	September 2023	9/30/2023	Submitted by Agency via Primarius Web Window at 10...	09/30/2023 12:00 AM	Original
View	Monthly	August 2023	8/31/2023	Submitted by Agency via Primarius Web Window at 9/...	08/31/2023 12:00 AM	Original

Another big change for statistics, is that the action of choosing a month and year are no longer divided into 2 steps. In P2 just choose your month/year and click SAVE.

ADD STATISTICS (ORIGINAL)

1 Enter General Info

Save Reset

Month

- April 2024
- March 2024
- February 2024
- January 2024

Pantry – Enter Households served and the ages of the neighbors.

Period: January 2024

Statistic Name	Value	Comment
01-P Total Households Served	0	
02-Duplicated Households	0	
03-P Total Youth 0-17	0	
04-P Total Adults 18-59	0	
05-P Total Seniors 60+	0	
06-P Total Individuals Served	0	
10-P New Households	0	
11-P New Youth 0-17	0	
12-P New Adults 18-59	0	
13-P New Seniors 60+	0	

Meal Program/Soup Kitchen – Enter meals served.

EDIT STATISTICS (SOUP KITCHEN/SHELTER)

1 Enter General Info 2 Enter Details

Period: February 2024

Statistic Name	Value	Comment
15-SK/SH Meals	0	

Supplemental – Enter ages of the neighbors served.

EDIT STATISTICS (SUPPLEMENTAL)

1 Enter General Info 2 Enter Details

Period: February 2024

Statistic Name	Value	Comment
16-Sup Youth 0-17	0	
17-Sup Adults 18-59	0	
18-Sup Seniors 60+	0	
19-Sup Total	0	

Backpack Program – Enter the number of Youth and Food Bags

EDIT STATISTICS (P PACK)

1
 Enter General Info

2
 Enter Details

Period: February 2024

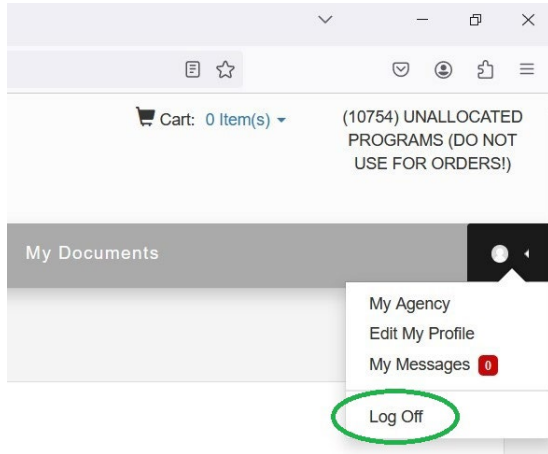
Statistic Name	Value	Comment
<input type="text"/>	<input type="text"/>	<input type="text"/>
11-P New Youth 0-17	0	
24-New Youth (0-17) Enrolled	0	
25-Total Youth	0	
28-Number of Food Distributions	0	
29-Number Food Packages Distributed	0	

School Pantry – Enter the ages of the neighbors served and the number of Food Bags.

Period: March 2024

Statistic Name	Value	Comment
<input type="text"/>	<input type="text"/>	<input type="text"/>
04-P Total Adults 18-59	0	
05-P Total Seniors 60+	0	
10-P New Households	0	
11-P New Youth 0-17	0	
25-Total Youth	0	
28-Number of Food Distributions	0	
29-Number Food Packages Distributed	0	
30-Total Households	0	
33 - SP Adult 18-59	0	
34 - SP Seniors 60+	0	

⚙️ ↻
Go to page: Show rows: 1-10 of 10



Remember to ALWAYS log out!

If you have any questions, reach out to arinfo@centralpafoodbank.org and we will answer your questions.

Thank You